HCLTech | Supercharging Progress™

Investor Release

Q2 FY27

October 2026

Safe Harbor Statement

Certain statements in this release are forward-looking statements, which involve a number of risks, uncertainties, assumptions and other factors that could cause actual results to differ materially from those in such forward-looking statements. All statements, other than statements of historical fact are statements that could be deemed forward looking statements, including but not limited to the statements containing the words 'planned', 'expects', 'believes', 'strategy', 'opportunity', 'anticipates', 'hopes' or other similar words. The risks and uncertainties relating to these statements include, but are not limited to, risks and uncertainties regarding impact of pending regulatory proceedings, fluctuations in earnings, our ability to manage growth, intense competition in IT services, Business Process Outsourcing and consulting services including those factors which may affect our cost advantage, wage increases in India, customer acceptances of our services, products and fee structures, our ability to attract and retain highly skilled professionals, our ability to integrate acquired assets in a cost effective and timely manner, time and cost overruns on fixed-price, fixed-time frame contracts, client concentration, restrictions on immigration, our ability to manage our international operations, reduced demand for technology in our key focus areas, disruptions in telecommunication networks, our ability to successfully complete and integrate potential acquisitions, the success of our brand development efforts, liability for damages on our service contracts, the success of the companies / entities in which we have made strategic investments, withdrawal of governmental fiscal incentives, political instability, legal restrictions on raising capital or acquiring companies outside India, and unauthorized use of our intellectual property, other risks, uncertainties and general economic conditions affecting our industry. There can be no assurance that the forward-looking statements made herein will prove to be accurate, and issuance of such forward looking statements should not be regarded as a representation by the Company or any other person that the objective and plans of the Company will be achieved. All forward-looking statements made herein are based on information presently available to the management of the Company and the Company does not undertake to update any forward-looking statement that may be made from time to time by or on behalf of the Company.

Copyright © 2026 HCLTech | Confidential

Q2 FY27 Performance

Revenue
₹35,620Cr
↑3.0% QoQ ↑11.5%YoY

$3,724M
↑2.0% QoQ ↑2.2% YoY

Constant Currency (CC) Revenue
↑2.3% QoQ
↑2.6% YoY

Advanced AI Revenue
$219M
↑28.4% QoQ CC ↑78.0% YoY CC

Revenue per employee (per annum)
$65.4K
↓0.1% QoQ ↑2.4% YoY

EBIT Margin
18.2%*
↑131 bps QoQ ↑71 bps YoY

Net Income
₹5,132Cr (14.4%* of revenue)
↑11.0% QoQ ↑21.2% YoY

EPS (diluted)
₹70.22
↑5.0% QoQ ↑12.2% YoY

Dividend per share
₹12

Bookings (New Deal Wins)
$3,258M

FCF/NI (on LTM basis)
87%

ROIC (on LTM basis)
41.2%

FY27 Guidance YoY in CC

Company revenue growth
2.5% - 4.0%

Services
3.0% - 4.0%

EBIT Margin
17.5% - 18.5%

*Q2 FY27 EBIT & Net Income Margin includes the impact of re-structuring cost of 84 bps and 62 bps respectively

Copyright © 2026 HCLTech | Confidential
HCLTech

Q2 FY27 Revenue Mix

By Segment

Mix % and YoY CC growth% | EBIT%

By Vertical

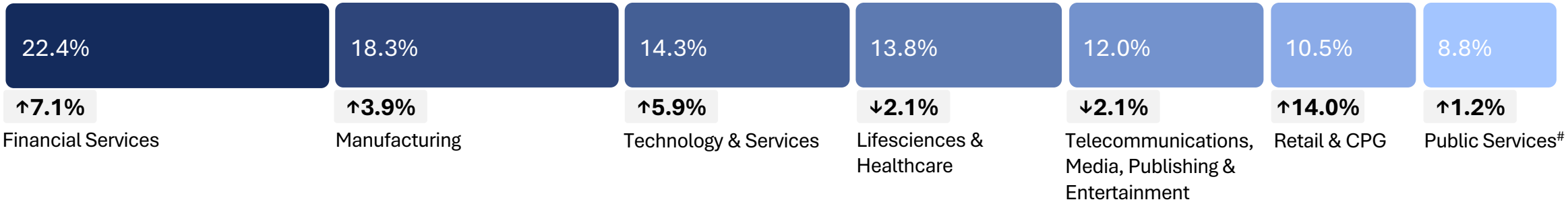

By Geography

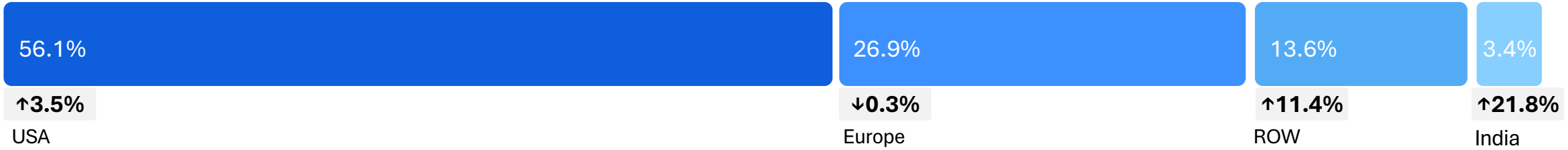

Public Services include Energy & Utilities, Travel - Transport - Logistics and Government
Note: Vertical and Geography Revenue Mix and Growth are for HCLTech Services business

Copyright © 2026 HCLTech | Confidential
HCLTech

Leadership Comments

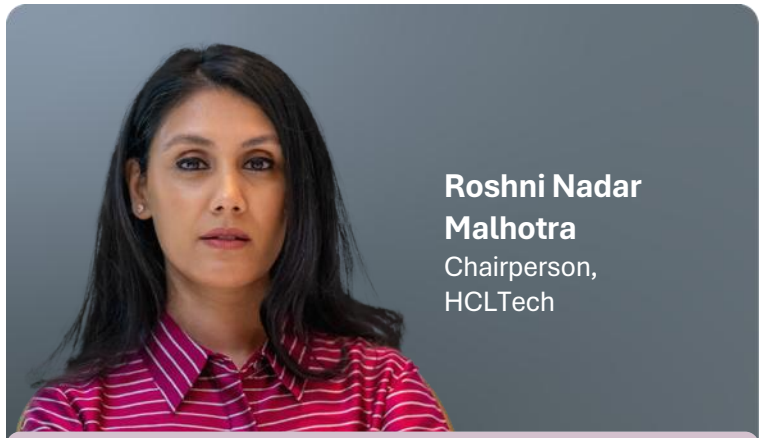

Roshni Nadar Malhotra
Chairperson,
HCLTech

"The accelerating growth in Advanced AI revenue validates our business strategy. Through strategic partnerships and continued investments across the full AI stack, HCLTech is well-positioned to be a trusted technology partner for enterprises and governments globally."

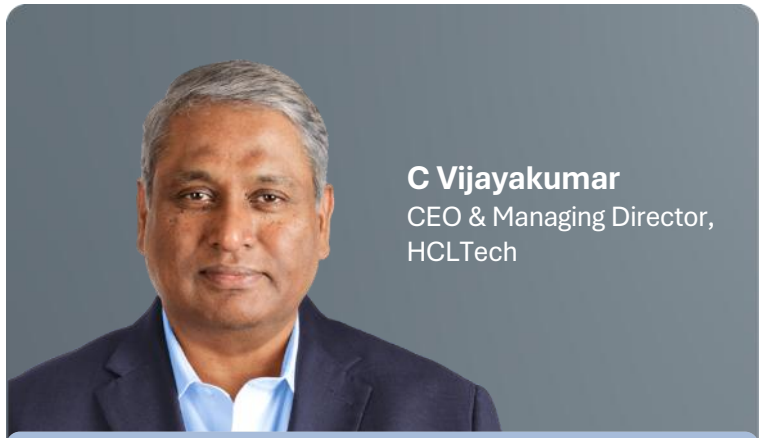

C Vijayakumar
CEO & Managing Director,
HCLTech

"We delivered a strong quarter with new bookings of $3.3 billion, up 27% YoY, taking first half bookings to a record high. EBIT margin expanded 131 bps QoQ to 18.2%. Services grew 3.0% QoQ with growth across verticals and geographies, while overall revenue grew 2.3% QoQ. Advanced AI revenue grew 28.4% QoQ and 78.0% YoY in constant currency. Our AI propositions are resonating well with our clients, giving us confidence in our growth trajectory."

Shiv Walia
Chief Financial Officer,
HCLTech

"HCLTech delivered Q2 FY27 revenue of ₹35,620 Crores, up 3.0% QoQ and 11.5% YoY. Our superior revenue growth with improved profitability led to our highest-ever quarterly Net Income of INR 5,132 Crores, up 11.0% QoQ and 21.2% YoY. Our razor-sharp focus on improving our capital efficiency has resulted in LTM ROIC of 41.2% for the company, up 261 bps YoY; and 49.4% for the Services business, up 411 bps YoY respectively."

Copyright © 2026 HCLTech | Confidential

Quarterly Performance Trends ($)

HCLTech Consolidated

Revenue (in $M)

$3,724M

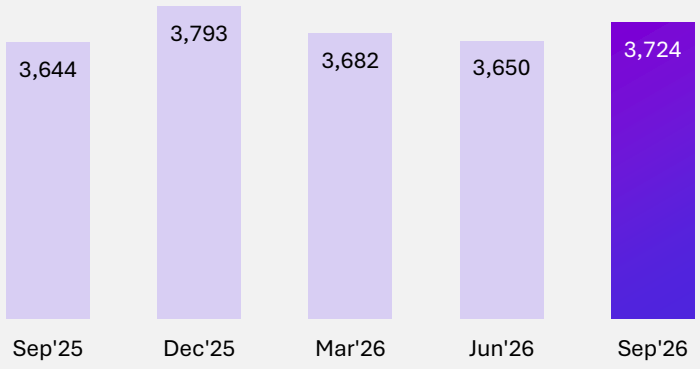

Revenue Growth

4.0% **Services YoY CC**

2.6% **YoY CC**

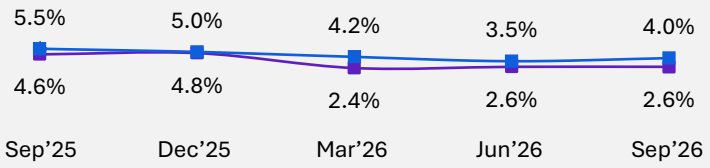

EBIT (in $M)

$677M

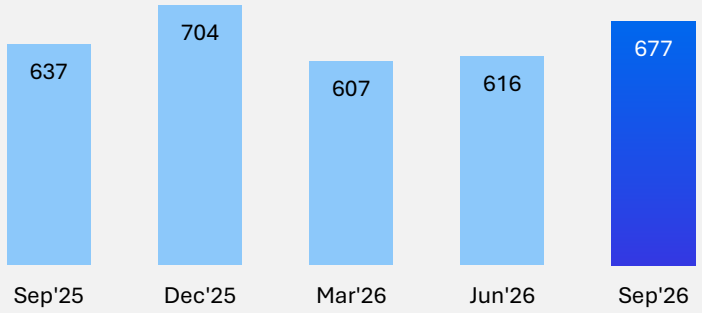

EBIT Margin

18.2%

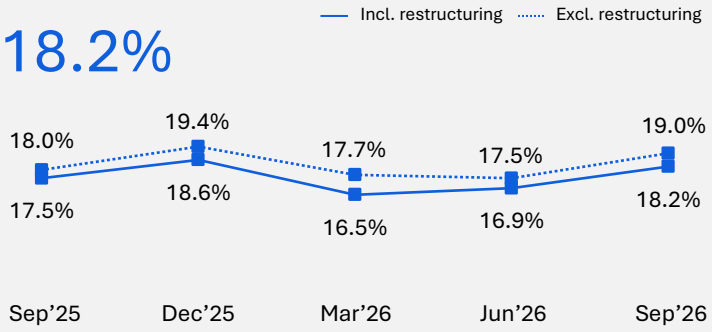

Net Income (in $M)

$538M

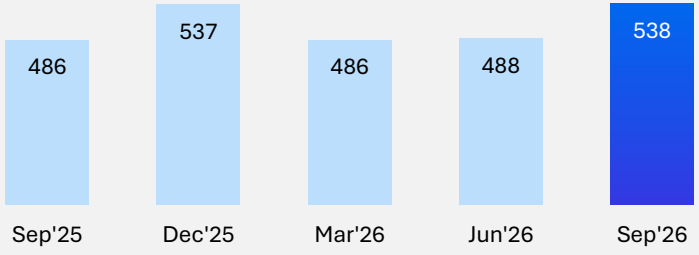

Net Income Margin

14.4%

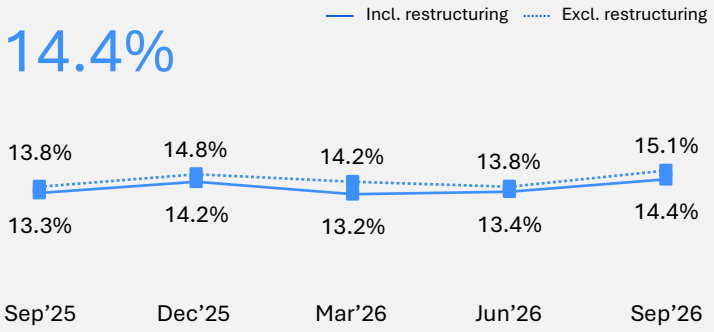

Excludes the one-time impact of New Labour Codes: $109M at EBIT and $82M at Net Income in Q3 FY26

Copyright © 2026 HCLTech | Confidential

HCLTech

Quarterly Performance Trends (₹)

HCLTech Consolidated

Revenue (in ₹ Cr)

₹35,620Cr

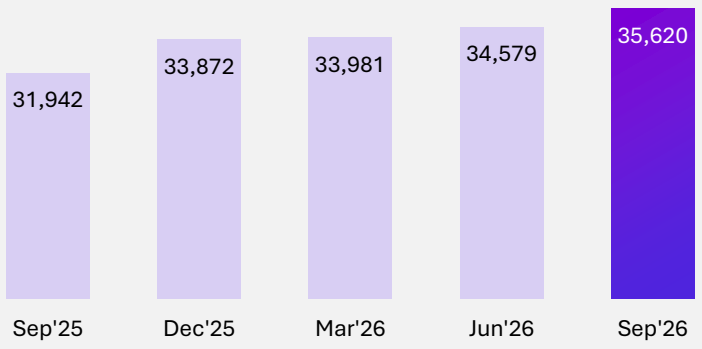

Revenue Growth

13.1% Services YoY INR

11.5% YoY INR

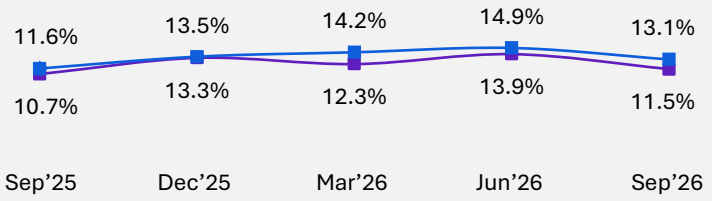

EBIT (in ₹ Cr)

₹6,465Cr

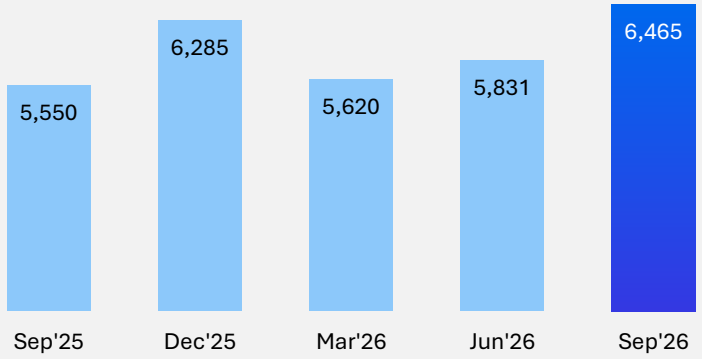

EBIT Margin

18.2%

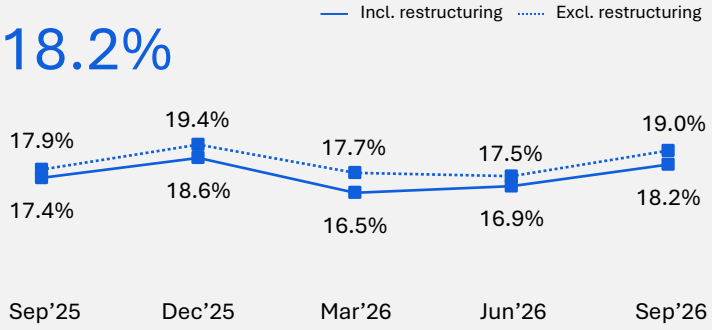

Net Income (in ₹ Cr)

₹5,132Cr

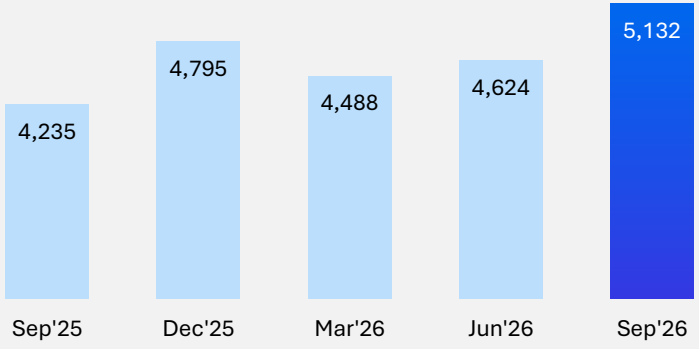

Net Income Margin

14.4%

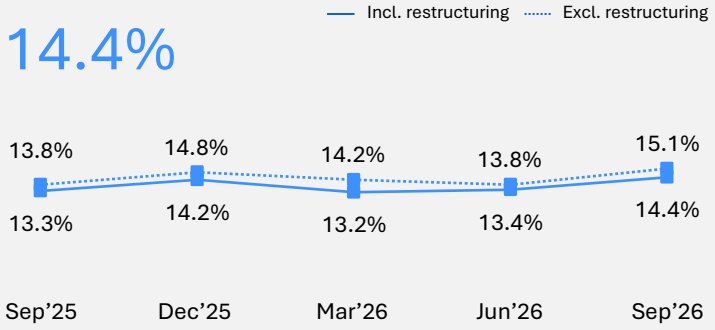

Excludes the one-time impact of New Labour Codes: ₹956 Crores at EBIT and ₹719 Crores at Net Income in Q3 FY26

Copyright © 2026 HCLTech | Confidential

HCLTech

LTM Performance Trends

HCLTech Consolidated

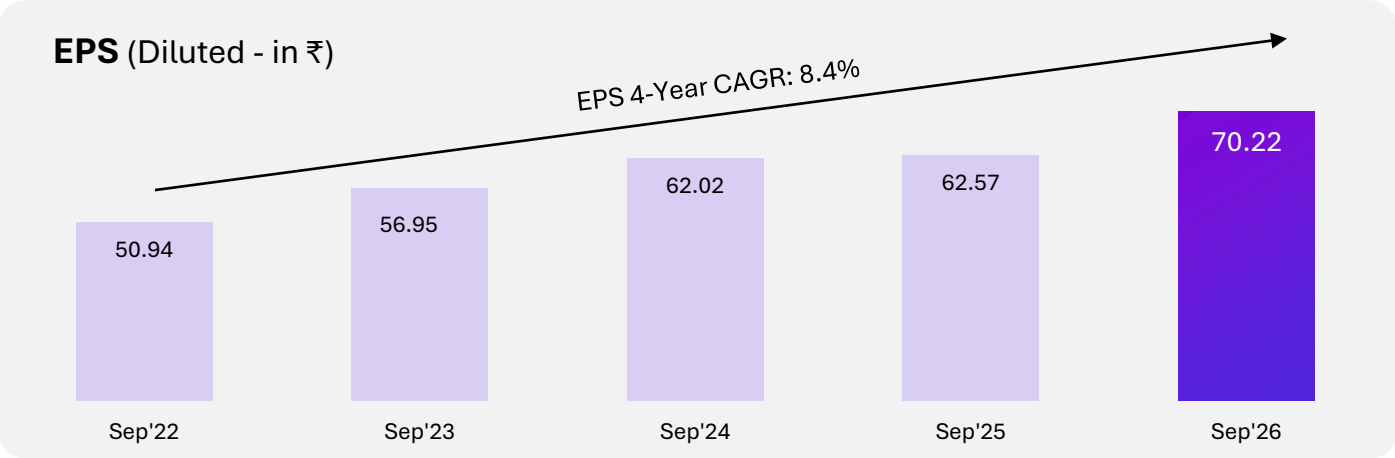

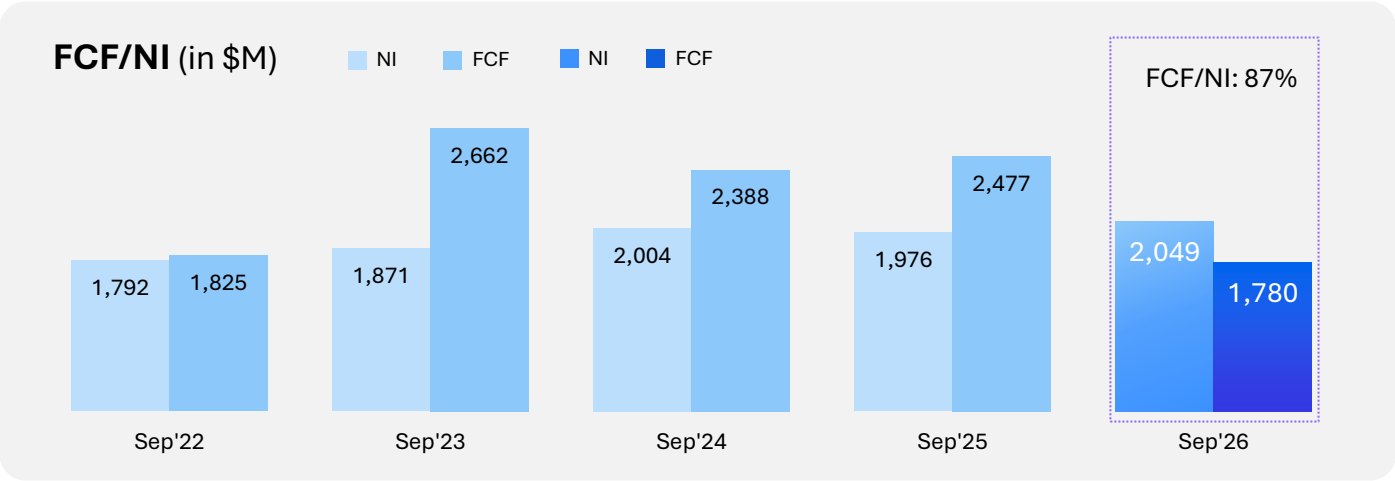

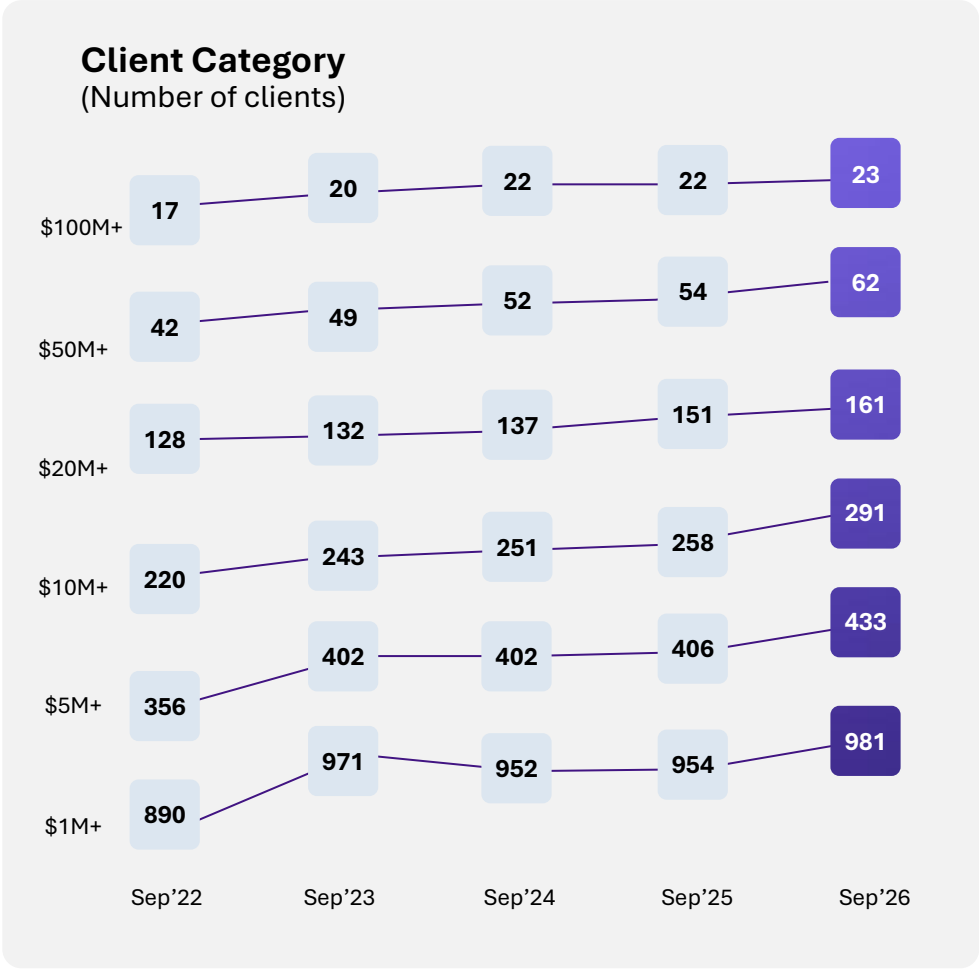

Including one-time impact of New Labour Codes, Sep'26 Diluted EPS is ₹67.56 and FCF/NI is 90%

Copyright © 2026 HCLTech | Confidential

HCLTech

Human and Intellectual Capital

Human Capital (Quarter ended)	30-Sep-25	31-Dec-25	31-Mar-26	30-Jun-26	30-Sep-26
Total People Count	**226,640**	**226,379**	**227,181**	**223,889**	**230,339**
Net Addition	**3,489**	**(261)**	**802**	**(3,292)**	**6,450**
Freshers Added	5,196	2,852	1,712	1,056	6,136
Attrition (LTM)	12.6%	12.4%	12.5%	12.7%	12.8%
Women Employees (%)	**29.3%**	**29.5%**	**29.6%**	**29.6%**	**30.0%**

Attrition excludes involuntary attrition and digital process operations

Intellectual Capital	30-Sep-25	31-Dec-25	31-Mar-26	30-Jun-26	30-Sep-26
Revenue per Employee ($K p.a.)	**63.9**	**64.6**	**65.1**	**65.5**	**65.4**
R&D expense as a % of Revenue	**1.5%**	**1.5%**	**1.6%**	**1.6%**	**1.9%**

Revenue per employee is computed as LTM Revenues divided by the average of period-end headcount of last 5 quarters

TIME WORLD'S BEST COMPANIES IN PARTNERSHIP WITH statista 2026

Named to TIME's **World's Best Companies** list for the third consecutive year

Gold in three new award categories at the Brandon Hall Excellence Awards 2026:

- Best Governance of Diversity, Equity, Inclusion and Belonging
- Best Mentoring Program to Develop Diverse Leaders
- Best Diversity, Equity, Inclusion and Belonging Strategy

- 19,660+ employees leveraged the Value Creation Portal, contributing to 5,600+ approved ideas and 1,900+ implemented ideas that delivered $318 million in customer-approved value.
- 38 patent applications were filed and 21 patents were granted.

Copyright © 2026 HCLTech | Confidential
HCLTech

Segment-wise Highlights

Revenue Mix and Growth	30-Sep-25	30-Jun-26	30-Sep-26	YoY CC Growth	QoQ CC Growth
IT and Business Services (A)	74.2%	75.3%	75.6%	4.4%	2.7%
Engineering and R&D Services (B)	17.0%	16.5%	16.8%	2.1%	4.1%
Services (A + B)	**91.2%**	**91.8%**	**92.4%**	**4.0%**	**3.0%**
HCLSoftware (C)	9.1%	8.6%	7.9%	(11.2%)	(5.8%)
Inter-segment (D)	(0.3%)	(0.4%)	(0.3%)		
HCLTech (A + B + C + D)	**100.0%**	**100.0%**	**100.0%**	**2.6%**	**2.3%**

EBIT Margin	30-Sep-25	30-Jun-26	30-Sep-26	YoY BPS change	QoQ BPS change
IT and Business Services	16.3%	17.0%	18.6%	229	160
Engineering and R&D Services	17.5%	15.6%	15.2%	(231)	(43)
Services	**16.5%**	**16.7%**	**18.0%**	**145**	**123**
HCLSoftware	26.5%	17.6%	20.1%	(636)	247
HCLTech	**17.5%***	**16.9%***	**18.2%***	**71**	**131**

* EBIT Margin includes impact of restructuring cost of 84 bps in Q2 FY27, 62 bps in Q1 FY27 and 55 bps in Q2 FY26

LTM ROIC	30-Sep-25	30-Jun-26	30-Sep-26
HCLTech Services	45.3%	47.8%	49.4%
HCLSoftware	21.8%	21.6%	19.2%
HCLTech	**38.6%**	**40.7%**	**41.2%**

LTM ROIC for the period ended Jun'26 & Sep'26 excludes one-time New Labour Codes impact.

- Inter-segment revenue is related to products and services of HCLSoftware used by Services business in rendering services to their customers.
- Estimated effective tax rate for HCLSoftware segment has been arrived at by applying the tax on Specific units/entities from where HCLSoftware business operates. Residual tax has been allocated to Services business.
- Common assets and liabilities have been allocated between the businesses in ratio of last twelve months revenues.

Copyright © 2026 HCLTech | Confidential

HCLSoftware Metrics

HCLSoftware Revenue	30-Sep-25	31-Dec-25	31-Mar-26	30-Jun-26	30-Sep-26
Perpetual License Upfront & Others	24	55	19	19	14
Subscription & Support	290	351	268	274	261
Ratable Revenue	188	189	181	180	180
Subscription – Single Year	21	51	30	28	27
Subscription – Multi Year	81	111	57	66	39
Jaspersoft	-	-	-	-	15
Professional Services	19	20	20	20	19
Total Revenue	**333**	**425**	**307**	**313**	**294**

- **Perpetual License upfront and others** revenue includes upfront revenue recognized from perpetual licenses and compliance revenues.
- **Subscription and Support r**evenue includes all term subscription revenues, support revenues (including those attributable to perpetual licenses) and Software-as-a-Service (SaaS) revenues.
- Revenue share from **IP Partnerships** is included in respective lines above based on the information provided by the partners.

HCLSoftware ARR	30-Sep-25	31-Dec-25	31-Mar-26	30-Jun-26	30-Sep-26
ARR	**1,062**	**1,065**	**1,045**	**1,063**	**1,134**
ARR Growth YoY CC	**0.6%**	**0.6%**	**(0.5%)**	**2.0%**	**7.8%**

Annual Recurring Revenue (ARR) is the annualized value of all term subscription licenses, support obligations (including those attributable to perpetual licenses) and Software-as-a-Service (SaaS) contracts that are active on the last day of the quarter. In respect of IP Partnerships, ARR is computed based on annualized value of HCL's revenue share of the revenue reported by the partners for support services and new license sales in the current quarter. ARR excludes upfront revenue recognized on sale of perpetual licenses, professional services and any other non-recurring revenue.
ARR is an operating metric, which should be viewed independently of revenue and is not a forecast of future revenues. Growth in ARR may not always be reflected in Revenue growth.

Copyright © 2026 HCLTech | Confidential

Services Revenue Mix and Growth

By Geographies

Details	30-Sep-25	30-Jun-26	30-Sep-26	YoY CC Growth
USA	56.2%	56.0%	56.1%	3.5%
Europe	28.3%	27.6%	26.9%	(0.3%)
ROW	12.4%	13.1%	13.6%	11.4%
India	3.2%	3.3%	3.4%	21.8%

By Verticals

Details	30-Sep-25	30-Jun-26	30-Sep-26	YoY CC Growth
Financial Services	21.7%	22.1%	22.4%	7.1%
Manufacturing	18.3%	18.7%	18.3%	3.9%
Technology & Services	14.0%	14.4%	14.3%	5.9%
Lifesciences & Healthcare	14.7%	14.0%	13.8%	(2.1%)
Telecommunications, Media, Publishing & Entertainment	12.7%	11.2%	12.0%	(2.1%)
Retail & CPG	9.6%	10.3%	10.5%	14.0%
Public Services#	8.9%	9.3%	8.8%	1.2%

Public Services include Energy & Utilities, Travel - Transport - Logistics and Government

Copyright © 2026 HCLTech | Confidential
HCLTech

Client Metrics

Number of $M Clients (LTM)	30-Sep-25	30-Jun-26	30-Sep-26	YoY Change	QoQ Change
$100M+	22	23	23	1	-
$50M+	54	60	62	8	2
$20M+	151	155	161	10	6
$10M+	258	286	291	33	5
$5M+	406	431	433	27	2
$1M+	954	987	981	27	(6)

Client Contribution to Revenue (LTM)	30-Sep-25	30-Jun-26	30-Sep-26
Top 5 Clients	12.4%	11.6%	11.4%
Top 10 Clients	19.9%	18.7%	18.4%
Top 20 Clients	29.5%	28.0%	27.4%

Days Sales Outstanding	30-Sep-25	30-Jun-26	30-Sep-26
Days Sales Outstanding*	56	59	58

*Excluding unbilled receivables

Copyright © 2026 HCLTech | Confidential
HCLTech

Key Advanced AI Deals

A **U.S.-based AI-native company** selected HCLTech as a strategic partner for its AI Factory. HCLTech will leverage its expertise in networking, cybersecurity, HPC infrastructure and AI platform software to integrate and operationalize a production-ready AI Factory.

A **U.S.-based global power technology company** selected HCLTech to build an AI-powered digital thread that combines Agentic AI and intelligent orchestration to connect engineering, manufacturing, supply chain and service operations, enabling faster decision-making, accelerated time-to-market and enterprise-wide AI transformation.

A leading **Europe-based financial services company** selected HCLTech to accelerate its core banking migration through an Agentic AI framework that converts functional specifications into validated, review-ready code for the target platform, enabling faster modernization with an average accuracy rate of 87% and an estimated 9x productivity gain, including review efforts.

A **U.S.-based neocloud provider** selected HCLTech to build and scale its AI-native architecture and infrastructure capabilities that enable hyperscalers and enterprises to unlock the full potential of AI at scale.

A **Europe-based financial services provider** selected HCLTech to deploy an agentic solution to provide commercial relationship managers with real-time portfolio insights and proactive covenant monitoring, increasing capacity, reducing manual effort, strengthening risk management and unlocking new cross-sell opportunities to support up to two times revenue growth.

A **global energy company** selected HCLTech to build and scale its AI capabilities by combining Agentic AI with a trusted enterprise data foundation that enables AI adoption across core business operations, accelerating value realization and establishing a foundation for enterprise-wide transformation.

A **Europe-based manufacturing company** selected HCLTech to transform quality assurance at scale with an AI-powered visual inspection platform, VisionX. The solution will automate the validation of packaging variants across manufacturing operations. This would enable product quality assurance, improve operational efficiency and establish a scalable foundation for consistent quality assurance.

A **U.S.-based healthcare provider** selected HCLTech to deploy ChatGPT Enterprise and establish a governed AI operating model that enables secure integration of AI capabilities across enterprise applications, delivering context-aware experiences that enhance employee productivity while maintaining enterprise-grade security, risk management and compliance.

A leading **U.S.-based healthcare organization** selected HCLTech to build a secure, scalable clinical data exchange platform on Google Cloud using its AI native engineering approach. The platform enables compliant data sharing with approved payers, improves interoperability, reduces processing times and manual effort, supports scalable payer onboarding and lays the foundation for future AI-powered workflows.

Copyright © 2026 HCLTech | Confidential

Key Deal Wins

A Europe-headquartered, **Fortune Global 50 firm** selected HCLTech to establish an AI-driven operating model to transform and manage its Global Digital Workplace and Enterprise Networks.

A **global aerospace and defense major** selected HCLTech to provide full lifecycle managed services for its SAP S/4HANA landscape, including ERP application project delivery, support and maintenance. HCLTech will deliver end-to-end transformation and sustainment services across critical business value streams, leveraging an AI-led automation roadmap to enhance operational resilience, improve efficiency and drive scalable business outcomes.

A **Europe-based FMCG major** selected HCLTech to transform its global IT operations through a unified, AI-led operating model spanning applications, cloud and networks, digital workplace and cybersecurity. HCLTech will simplify governance, strengthen business resilience and enhance operational agility, enabling the company to respond faster to evolving consumer behavior and market requirements while creating a scalable foundation for future innovation.

The Guardian Life Insurance selected HCLTech to accelerate its AI-driven technology transformation journey and deliver a seamless customer experience. The multi-year partnership reflects a broader shift toward long-term technology modernization with an emphasis on AI-led transformation and streamlined IT operations. The client will leverage HCLTech's AI service transformation platform, HCLTech AI Force, to support ongoing enterprise-wide technology innovation.

A **Europe-based global cosmetics company** selected HCLTech as its strategic partner to accelerate AI-led digital transformation, strengthen operational efficiency and enhance customer experience worldwide. Leveraging AI Force, HCLTech will deliver an integrated suite of services spanning digital, ecommerce, ERP, infrastructure and cybersecurity services.

A **U.S.-based technology company** selected HCLTech as its largest global consulting and implementation partner. HCLTech will support the client's Global Professional Services organization with Agentic AI, intelligent automation and AI-enabled testing solutions and help enterprises accelerate automation adoption and drive business transformation with a joint GTM initiative.

A **U.S.-based information management services company** selected HCLTech to modernize its customer contact operations. Leveraging AI-driven automation and data insights, HCLTech will optimize order-to-cash processes, improve collections performance and enhance customer experience across the client's operations.

A **U.S.-based health insurance company** selected HCLTech to transform its digital workplace services by adopting an AI-led operating model. HCLTech will enable an automated employee service experience, delivering proactive issue resolution, device analytics and self-healing capabilities.

Copyright © 2026 HCLTech | Confidential

Key Deal Wins

A **U.S.-based retail chain** selected HCLTech to modernize its enterprise network across 1,350+ stores, distribution centers and corporate offices. By leveraging AI, HCLTech will transform the client's network operations across data, voice and security, with an enterprise-wide SD-WAN rollout enabling predictive fault detection, automated remediation and a self-healing network architecture.

A **global technology major** expanded its partnership with HCLTech to consolidate its cloud operations into a unified managed services model. HCLTech will use its AI and automation capabilities to deliver integrated cloud operations support, reducing complexity, improving service reliability and operational efficiency.

An **Australia-based retail major** selected HCLTech as its strategic partner for enterprise-wide technology transformation. HCLTech will deploy AI-led operations and end-to-end observability capabilities to deliver outcome-driven services supporting the client's growth strategy.

A **U.S.-based global biopharmaceutical company** selected HCLTech to modernize its applications landscape. By leveraging HCLTech's AI-based automation and engineering capabilities, the transformation will improve service reliability and enhance the client's business outcomes.

A **Europe-based global workforce solutions company** selected HCLTech to accelerate digital innovation and scale next-generation products. HCLTech's capabilities across product management, software engineering, site reliability engineering and UI/UX design will compress product launch cycles and elevate customer experience.

A **Europe-based global fashion retailer** selected HCLTech to deliver AI-driven unified omnichannel support across 23+ languages and self-healing capabilities, ensuring consistent service across all markets while driving operational excellence and continuous service improvement.

A **U.S.-based manufacturing company** selected HCLTech to accelerate digital integration with an acquired entity. HCLTech will deploy its AI Force platform and leverage its digital engineering expertise to modernize applications and unify technology platforms and business processes across the combined business.

Copyright © 2026 HCLTech | Confidential

Key Deal Wins - HCLSoftware

A **Europe-based leisure and gaming company** selected HCL Informix for its operations across EMEA. The deployment will enable the client to deliver scalable, digital-first experiences.

A **global technology conglomerate** expanded its partnership with HCLSoftware for Actian Versant to leverage the object database technology to support mission-critical industrial automation solutions.

A **global financial services** major extended its deployment of HCL BigFix, reaffirming its capability as a secure, compliant and efficiently managed endpoint ecosystem.

A **U.S.-based agri and food major** selected the HCL Automation Orchestration Suite to modernize and standardize its enterprise workload automation landscape, enhancing operational efficiency, scalability and reliability across business-critical processes.

An **Australia-based retail major** extended its commitment to HCL Commerce, supporting a mission-critical digital commerce environment at enterprise scale while enabling future modernization and innovation.

A **U.S.-based biotechnology company** selected HCL BigFix to strengthen its global IT infrastructure, enhance endpoint security and improve compliance management.

An **Asia-based stock market regulator** selected HCL DX to modernize digital engagement across stakeholder interactions, strengthening user experience in a secure, mission-critical regulatory environment and creating opportunities for broader platform adoption.

A **Europe-based university** expanded its deployment of Actian Ingres to support the modernization and continued operation of mission-critical student information systems.

A **U.S.-based healthcare and life sciences company** expanded its deployment of HCL Commerce to advance its digital commerce transformation, supporting secure, compliant and scalable customer engagement in a highly regulated environment.

A **Middle-East-based insurance provider** expanded its partnership with HCLSoftware by adopting Unica+, including customer data platform (CDP) capabilities, to enhance customer engagement, marketing effectiveness and data-driven decision-making.

Copyright © 2026 HCLTech | Confidential
HCLTech

Awards and Recognitions

- Named among **Forbes' World's Best Employers** and **World's Best Management Consulting Firms**
- Recognized among **Newsweek's America's Greatest Workplaces for Leadership**
- Named among **Newsweek's America's Greatest Workplaces for Perks & Benefits**
- **ISG Paragon Awards 2026**
  -- Joint winner in AI Pacesetter category (North America)
  -- Joint winner in Distinction for AI Excellence category (Asia)
- Winner of the Customer Experience Initiative of the Year award at the **Asian Banking and Finance Awards 2026**
- **Advanced Partner** status with **OpenAI**
- Named to the **2026/27 Microsoft AI Business Solutions Inner Circle**
- Cohesity's GSI **Growth Partner of the Year** award
- Bronze for AI-Led Contact Center Transformation Services at the **2026 Stevie Awards for Technology Excellence**
- Bronze for Best Circular Economy Initiative and Water Stewardship & Conservation Leadership at the **Businessworld Sustainable World Awards**

- Multiple recognitions from **Avtar and Seramont**:
  - Best Companies for Women in India (BCWI)
  - BCWI Hall of Fame
  - Best Companies for Workplace Wellness (ranked 5)
  - Best Companies for ESG (ranked 8)
  - Most Inclusive Companies Index (Champion of Inclusion category)
- HCLFoundation recognized in the Skill Development & Livelihood category at the **Social Impact Conference & Awards 2026**

HCLSoftware:

- **Outstanding AI Security Operations Center** award to HCLSoftware at AutoSec China 2026
- **2026 SaaS Awards** in the Best Data-Driven SaaS Innovation category to Actian

Copyright © 2026 HCLTech | Confidential

Analyst Recognitions

90+ leadership positions in analyst recognitions during the quarter

Digital Business

Leader in

- **Gartner®** Magic Quadrant™ for Public Cloud Optimization and Transformation Services (Joe Trejo et al., 27 Jul 2026)*
- **IDC MarketScape:** Worldwide Oracle Implementation Services 2026 Vendor Assessment (doc#US54124626, Aug 2026)
- **IDC MarketScape:** Worldwide Cloud Professional Services in the AI Era 2026 Vendor Assessment (doc# US54117426, Sep 2026)
- **Everest Group's** Application Management Services PEAK Matrix® Assessment 2026
- **Everest Group's** Quality Engineering (QE) Services for AI Applications and Systems PEAK Matrix® Assessment 2026
- **Avasant's** Global Competency Center (GCC) Setup and Scale Services 2026 RadarView™

Digital Foundation

Leader in

- **The Forrester Wave™:** Infrastructure Outsourcing Services, Q3 2026
- **IDC MarketScape:** European Cybersecurity Governance, Risk, and Compliance Consulting and Professional Services 2026 Vendor Assessment (doc#EUR154110926, Jul 2026)
- **IDC MarketScape:** Worldwide Digital Workplace Services 2026 Vendor Assessment (doc#US54119026, Sep 2026)
- **IDC MarketScape:** Worldwide ServiceNow Implementation Services 2026 Vendor Assessment (doc#US54126726, Aug 2026)
- **Everest Group's** Mainframe Modernization Services PEAK Matrix® Assessment 2026
- **Everest Group's** Network Transformation and Managed Services PEAK Matrix® Assessment 2026

AI & GenAI

Leader in

- **IDC MarketScape:** Worldwide AI-Driven Professional Services for Oil and Gas Companies 2026 Vendor Assessment (doc#US54135126, Aug 2026)
- **IDC MarketScape:** Worldwide AI-Driven Business Cycle in the Media Industry 2026 Vendor Assessment (doc#US54113826, Sep 2026)

Digital Operations

Leader in

- **Everest Group's** Financial Crime and Compliance (FCC) Operations Services PEAK Matrix® Assessment 2026
- **Everest Group's** Integrated Finance and Accounting Services (FAS) PEAK Matrix® Assessment 2026

Engineering and R&D Services

Leader in

- **Everest Group's** Product Lifecycle Management Services PEAK Matrix® Assessment 2026

HCLSoftware

Leader in

- **Gartner®** Magic Quadrant™ for Service Orchestration and Automation Platforms (SOAP) (Hassan Ennaciri et al., 5 Aug 2026)*
- **IDC MarketScape:** Worldwide Dynamic Application Security Testing 2026 Vendor Assessment (doc #US54119126, September 2026)

For the complete list of analyst recognitions, refer to the annexure.

Copyright © 2026 HCLTech | Confidential

Supercharging Progress. Delivering Impact.

India-focused initiatives through HCLFoundation

Samuday

- Rural development partnership with the Government of Uttar Pradesh extended through 2031
- 3.3 million liters of water storage capacity created
- 27,900+ individuals reached through health screenings
- 28,100+ telemedicine consultations delivered

Uday

- 3,000 elderly persons from slum clusters supported through 9,200+ home visits, 6,200+ health check-ups and virtual care services
- 1,380+ community members reached through 39 awareness sessions during World Breastfeeding Week celebrations
- 1,250+ kg of waste cleared through a week-long campaign, engaging 5,700+ community members, students and HCLTech volunteers

HCLTech volunteers from Vijayawada contributed to the preservation of the marine ecosystem on the International Coastal Cleanup Day, on September 19, at Kothapatnam beach

Harit

- 64,500 native saplings planted across 10 states under a mega plantation drive to celebrate HCL Group's 50th anniversary
- 69 acres of waterbody area conserved and 2 acres of waterbodies rejuvenated

My E-Haat

- 11 women entrepreneurs felicitated in partnership with ISB Hyderabad
- Created livelihood opportunities for inmates of Bengaluru Central Prison by launching bakery ventures in collaboration with the Karnataka Prisons Department

Power of One

8,400+ hours of community volunteering clocked by 4,000+ HCLTechies, pan India

Sports for Change

718 young athletes competed at the SFC National Finals 2026

Global initiatives

HCLTech Romania's CSR Initiatives recognized at the Gala PIN Awards 2026

- HCLTech employees contributed to community initiatives globally through
  - food bank volunteering in Canada
  - lakefront clean-up drives in Mississauga
  - community engagement programs across Romania and Poland
- 13 endangered white-lipped peccaries successfully reintroduced into Costa Rica's Piedras Blancas National Park by Osa Conservation, winner of the HCLTech Grant for Climate Action in the Americas

Copyright © 2026 HCLTech | Confidential

Annexure

Analyst Recognitions

140+ leadership positions in analyst recognitions during the quarter

Digital Business

HCLTech positioned as a Leader in

- Gartner ® Magic Quadrant™ for Public Cloud Optimization and Transformation Services (Joe Trejo et al., 27 Jul 2026)*
- IDC MarketScape: Worldwide Oracle Implementation Services 2026 Vendor Assessment (doc#US54124626, Aug 2026)
- IDC MarketScape: Worldwide Cloud Professional Services in the AI Era 2026 Vendor Assessment (doc# US54117426, Sep 2026)
- Everest Group's Sustainable Value Chain Services PEAK Matrix® Assessment 2026
- Everest Group's Global Capability Center (GCC) Setup Capabilities in India - PEAK Matrix® Assessment 2026
- Everest Group's Microsoft Azure Services PEAK Matrix® Assessment 2026
- Everest Group's Retail Digital Services PEAK Matrix® Assessment 2026
- Everest Group's Application Management Services PEAK Matrix® Assessment 2026
- Everest Group's Quality Engineering (QE) Services for AI Applications and Systems PEAK Matrix® Assessment 2026
- Everest Group's Pharmaceutical R&D IT Services PEAK Matrix® Assessment 2026
- Everest Group's Life and Annuity (L&A) Insurance IT Services PEAK Matrix® Assessment 2026
- Avasant's Financial Services, Healthcare Payor, Utilities, Retail, Telecom, Freight and Logistics, Travel, Transportation, and Hospitality Digital Services 2026 RadarView™
- Avasant's Global Competency Center (GCC) Setup and Scale Services 2026 RadarView™
- Avasant's Data Management and Advanced Analytics Services 2026 RadarView™
- Avasant's Digital Masters Technology Transformation 2026 RadarView™
- Avasant's Application Management Services 2026 RadarView™
- Avasant's Salesforce Services 2026 RadarView™
- Avasant's United Kingdom (UK) Digital Services 2026 RadarView™

HCLTech positioned as a Leader in ISG Provider Lens® :

- Snowflake Ecosystem Partners - Modernization and AI/ML Enablement Services, Managed Data and Optimization Services - Global 2026
- Enterprise Service Management Services - Consulting and Advisory Services, Managed Services for Converged IT and Business Ops, Implementation and Integration Services - U.S. 2026
- Public Sector Services and Solutions - Managed IT Services, Digital Transformation and Modernization Services - U.S., U.K., Australia 2026
- Public Sector Services and Solutions - AI and Innovation Services - U.S., Australia 2026
- Public Sector Services and Solutions - Strategy and Enablement Services (Consulting) - U.K., Australia 2026

AI & GenAI

HCLTech positioned as a Leader in

- IDC MarketScape: Worldwide AI-Driven Professional Services for Oil and Gas Companies 2026 Vendor Assessment (doc#US54135126, Aug 2026)
- IDC MarketScape: Worldwide AI-Driven Business Cycle in the Media Industry 2026 Vendor Assessment (doc#US54113826, Sep 2026)

HCLTech positioned as a Leader in ISG Provider Lens®

- Microsoft AI and Cloud Ecosystem - Microsoft Productivity and Business Process Services, Azure Data Transformation and AI Services, Azure Managed Services, Azure Professional Services - U.S. 2026
- Microsoft AI and Cloud Ecosystem - Azure Managed Services, Azure Data Transformation and AI Services, Microsoft Productivity and Business Process Services - APEJCK 2026
- Microsoft AI and Cloud Ecosystem - Azure Managed Services - Large Market - Germany 2026
- AI-driven ADM Services - Application Quality Assurance, Application Development Outsourcing, Application Managed Services - GSIs - U.S., Europe, APAC 2026

Digital Operations

HCLTech positioned as a Leader in

- Everest Group's Financial Crime and Compliance (FCC) Operations Services PEAK Matrix® Assessment 2026
- Everest Group's Integrated Finance and Accounting Services (FAS) PEAK Matrix® Assessment 2026
- ISG Provider Lens® Insurance Services - ITO - Insurance Services - ITO - Global 2026

Copyright © 2026 HCLTech | Confidential

Analyst Recognitions

Digital Foundation

HCLTech positioned as a Leader in

- The Forrester Wave™: Infrastructure Outsourcing Services, Q3 2026
- IDC MarketScape: Worldwide ServiceNow Implementation Services 2026 Vendor Assessment (doc#US54126726, Aug 2026)
- IDC MarketScape: European Cybersecurity Governance, Risk, and Compliance Consulting and Professional Services 2026 Vendor Assessment (doc#EUR154110926, Jul 2026)
- IDC MarketScape: Worldwide Digital Workplace Services 2026 Vendor Assessment (doc#US54119026, Sep 2026)
- IDC MarketScape: Asia/Pacific (Excluding Japan and China) Professional Security Services 2026 Vendor Assessment (Doc #AP54132826, September 2026)
- Everest Group's Digital Workplace Services (DWS) PEAK Matrix® Assessment 2026 – North America, Europe
- Everest Group's Mainframe Modernization Services PEAK Matrix® Assessment 2026
- Everest Group's Network Transformation and Managed Services PEAK Matrix® Assessment 2026
- Everest Group's Cybersecurity Services PEAK Matrix® Assessment 2026 - Global
- Avasant's Advanced Network Services, Cybersecurity Services 2026 RadarView™

HCLTech positioned as a Leader in ISG Provider Lens® :

- Cybersecurity – Services and Solutions - Strategic Security Services, Technical Security Services, Next-Gen SOC/MDR Services - Large Accounts - U.S., U.K., U.S. Public Sector, Australia, Germany, Switzerland 2026
- Cybersecurity - Services and Solutions - Next-Gen SOC/MDR Services, Technical Security Services- France 2026
- Private/Hybrid Cloud - Data Center Services - AI-ready Infrastructure Managed Services - Large Accounts - U.S., U.K., Nordics, Germany, France, Switzerland2026
- Private/Hybrid Cloud - Data Center Services - Edge Computing Services - Germany 2026
- Future of Work - Services - Digital Workplace Operations and Support Services - Large Account, Smart and Sustainable Workplace Services, AI-augmented Collaboration and Experience Services, Workplace Strategy and Enablement Services - U.S., U.K., Australia, U.S. Public Sector, Germany 2026
- Future of Work - Services - Digital Workplace Operations and Support Services, AI-augmented Collaboration and Experience Services- Switzerland 2026
- Network - Software - Defined Solutions and Services - Managed SD-WAN Services, Secure Access Service Edge (SASE), Edge Technologies and Services (Including Private 5G) - U.S., Germany 2026
- Network - Software - Defined Solutions and Services – Edge Technologies and Services (Including Private 5G) - U.K. 2026

Engineering and R&D services

HCLTech positioned as a Leader in

- Everest Group's Product Lifecycle Management Services PEAK Matrix® Assessment 2026
- ISG Provider Lens® Automotive and Mobility Services and Solutions - Autonomous Systems and Software-defined Vehicle, Electric Vehicles and Mobility Services, Automotive Retail and Aftermarket Services, Automotive Engineering and Manufacturing Services - North America, Europe 2026

HCLSoftware

HCLSoftware recognized as

- A Leader in Gartner® Magic Quadrant™ for Service Orchestration and Automation Platforms (SOAP) (Hassan Ennaciri et al., 5 Aug 2026)*
- A Visionary in Gartner® Magic Quadrant™ for DevSecOps Platforms (Keith Mann et al., 15 Jun 2026)*
- A Contender in The Forrester Wave: Conversational AI Platforms for Employee Services, Q3 2026*
- A Leader in the IDC MarketScape for Worldwide Dynamic Application Security Testing 2026 Vendor Assessment (doc #US54119126, September 2026)
- A Major Player in the IDC MarketScape: Worldwide Agentic Marketing for B2C Enterprises 2026 Vendor Assessment (Doc #US54113426, September 2026)
- A SPARK Leader in the SPARK Matrix™: AI Solutions for ITSM, Q2 2026
- A SPARK Leader in the SPARK Matrix™: Multichannel Marketing Hubs, 2026
- A SPARK Leader in the SPARK Matrix™: Low Code Application Development Platform for Professional Developers, Q3, 2026
- A SPARK Leaders in the SPARK Matrix™: Low Code Application Development Platform for Business Developers, Q3, 2026
- A Leader in ISG Provider Lens – Private Hybrid Cloud – Data Center Solutions, 2026
- HCLSoftware mentioned in The Digital Process Automation (DPA) Landscape, Q2 2026 by Forrester
- HCLSoftware mentioned in The Cloud Cost Management And Optimization Solutions Landscape, Q3 2026 by Forrester

*Gartner, 2026 Magic Quadrant for Endpoint Management Tools, Keith Mann, Thomas Murphy, Bill Holz, 15 June 2026 GARTNER is a trademark of Gartner, Inc. and/or its affiliates. Magic Quadrant is a registered trademarks of Gartner, Inc. and/or its affiliates and is used herein with permission. All rights reserved. Gartner does not endorse any vendor, product or service depicted in its publications, and does not advise technology users to select only those vendors with the highest ratings or other designation. Gartner publications consist of the opinions of Gartner's business and technology insights organization and should not be construed as statements of fact. Gartner disclaims all warranties, expressed or implied, with respect to this publication, including any warranties of merchantability or fitness for a particular purpose.

*Forrester does not endorse any company, product, brand, or service included in its research publications and does not advise any person to select the products or services of any company or brand based on the ratings included in such publications. Information is based on the best available resources. Opinions reflect judgment at the time and are subject to change. For more information, read about Forrester's objectivity here .

Copyright © 2026 HCLTech | Confidential
HCLTech

Constant Currency Reporting (Quarter ended)

(Amount in $M)

HCLTech Revenue	30-Sep-25	31-Dec-25	31-Mar-26	30-Jun-26	30-Sep-26
Reported Revenue ($M)	3,644	3,793	3,682	3,650	3,724
Growth % (CC)					
QoQ	2.4%	4.2%	(3.3%)	(0.5%)	2.3%
YoY	4.6%	4.8%	2.4%	2.6%	2.6%
HCLTech Services Revenue					
Reported Revenue ($M)	3,322	3,379	3,386	3,351	3,442
Growth % (CC)					
QoQ	2.5%	1.8%	(0.1%)	(0.7%)	3.0%
YoY	5.5%	5.0%	4.2%	3.5%	4.0%
Average Rates for the Quarter					
USD - INR	87.63	89.34	92.28	94.73	95.72
GBP - USD	1.35	1.33	1.35	1.34	1.34
EUR - USD	1.17	1.17	1.17	1.16	1.15
USD - SEK	9.51	9.36	9.16	9.42	9.71
AUD - USD	0.65	0.66	0.70	0.71	0.71

Copyright © 2026 HCLTech | Confidential

Financials in ₹ for the Quarter ended 30-Sep-26 (Ind AS)

Consolidated Income Statement

(Amount in ₹ Crores)

Income Statement	Quarter Ended			% of Revenue		
	30-Sep-25	30-Jun-26	30-Sep-26	30-Sep-25	30-Jun-26	30-Sep-26
Revenues	**31,942**	**34,579**	**35,620**	**100.0%**	**100.0%**	**100.0%**
Direct Costs	21,044	23,022	23,363	65.9%	66.6%	65.6%
Gross Profits	**10,898**	**11,557**	**12,257**	**34.1%**	**33.4%**	**34.4%**
Research & Development	494	549	690	1.5%	1.6%	1.9%
SG & A	3,811	4,138	4,090	11.9%	12.0%	11.5%
EBITDA	**6,593**	**6,870**	**7,477**	**20.6%**	**19.9%**	**21.0%**
Depreciation & Amortization	1,043	1,039	1,012	3.3%	3.0%	2.8%
EBIT	**5,550**	**5,831**	**6,465**	**17.4%***	**16.9%***	**18.2%***
Foreign Exchange Gains/(Loss)	(53)	(38)	(104)	(0.2%)	(0.1%)	(0.3%)
Other Income, net	205	315	106	0.6%	0.9%	0.3%
Provision for Tax	1,466	1,482	1,335	4.6%	4.3%	3.7%
Non-controlling interest	1	2	-	0.0%	0.0%	0.0%
Net Income	**4,235**	**4,624**	**5,132**	**13.3%***	**13.4%***	**14.4%***
EPS (LTM in ₹)						
Basic	**62.65**	**67.03**	**70.36**			
Diluted	**62.57**	**66.90**	**70.22**			

* EBIT Margin includes impact of restructuring cost of 84 bps in Q2 FY27, 62 bps in Q1 FY27 and 55 bps in Q2 FY26; NI Margin includes impact of restructuring cost of 62 bps in Q2 FY27, 47 bps in Q1 FY27 and 41 bps in Q2 FY26
Including one-time impact of New Labour Codes, Sep'26 & June'26 Diluted EPS is ₹67.56 and ₹64.25, respectively.

Copyright © 2026 HCLTech | Confidential
HCLTech

Cost Breakup in ₹ for Quarter ended 30-Sep-2026

(Amount in ₹ Crores)

Particulars	Quarter Ended			% of Revenue		
	30-Sep-25	30-Jun-26	30-Sep-26	30-Sep-25	30-Jun-26	30-Sep-26
Employee benefits expense	18,301	19,692	19,828	57.3%	56.9%	55.6%
Outsourcing costs (Subcontractors + Outsourced Work)	4,475	5,108	5,344	14.0%	14.8%	15.0%
Cost of hardware and software sold	620	850	948	1.9%	2.5%	2.7%
Travel and conveyance	345	368	377	1.1%	1.1%	1.0%
Software subscription fee	346	363	415	1.1%	1.0%	1.2%
Facility cost	326	345	354	1.0%	1.0%	1.0%
Recruitment, training and development	115	122	123	0.4%	0.4%	0.3%
Legal and professional charges	187	216	221	0.6%	0.6%	0.6%
Communication costs	169	190	167	0.5%	0.5%	0.5%
CSR expense	71	80	80	0.2%	0.2%	0.2%
Doubtful debts	38	(49)	(77)	0.1%	(0.1%)	(0.2%)
Other expenses	356	424	363	1.1%	1.2%	1.0%
Depreciation & Amortization	1,043	1,039	1,012	3.3%	3.0%	2.8%
Total Costs	**26,392**	**28,748**	**29,155**	**82.6%**	**83.1%**	**81.8%**
EBIT	**5,550**	**5,831**	**6,465**	**17.4%***	**16.9%***	**18.2%***

* EBIT Margin includes impact of restructuring cost of 84 bps in Q2 FY27, 62 bps in Q1 FY27 and 55 bps in Q2 FY26
Note: Facility cost includes Repairs and Maintenance, Power and Fuel, and Rent

Copyright © 2026 HCLTech | Confidential
HCLTech

Financials in $ for the Quarter ended 30-Sep-26 (IFRS)

Consolidated Income Statement

(Amount in $M)

Income Statement	Quarter Ended			% of Revenue		
	30-Sep-25	30-Jun-26	30-Sep-26	30-Sep-25	30-Jun-26	30-Sep-26
Revenues	**3,644**	**3,650**	**3,724**	**100.0%**	**100.0%**	**100.0%**
Direct Costs	2,399	2,430	2,442	65.8%	66.6%	65.6%
Gross Profits	1,245	**1,220**	**1,282**	34.2%	**33.4%**	**34.4%**
Research & Development	56	58	72	1.5%	1.6%	1.9%
SG & A	434	437	427	11.9%	12.0%	11.5%
EBITDA	755	**725**	**783**	20.7%	**19.9%**	**21.0%**
Depreciation & Amortization	118	109	106	3.2%	3.0%	2.8%
EBIT	**637**	**616**	**677**	**17.5%***	**16.9%***	**18.2%***
Foreign Exchange Gains/(Loss)	(7)	(4)	(11)	(0.2%)	(0.1%)	(0.3%)
Other Income, net	24	33	11	0.7%	0.9%	0.3%
Provision for Tax	168	157	139	4.6%	4.3%	3.7%
Non-controlling interest	0	0	0	0.0%	0.0%	0.0%
Net Income	**486**	**488**	**538**	**13.3%**	**13.4%***	**14.4%***

* EBIT Margin includes impact of restructuring cost of 84 bps in Q2 FY27, 62 bps in Q1 FY27 and 55 bps in Q2 FY26; NI Margin includes impact of restructuring cost of 62 bps in Q2 FY27, 47 bps in Q1 FY27 and 41 bps in Q2 FY26

Copyright © 2026 HCLTech | Confidential
HCLTech

Cost Breakup in $ for Quarter ended 30-Sep-2026

(Amount in $M)

Particulars	Quarter Ended			% of Revenue		
	30-Sep-25	30-Jun-26	30-Sep-26	30-Sep-25	30-Jun-26	30-Sep-26
Employee benefits expense	2,086	2,079	2,071	57.2%	56.9%	55.6%
Outsourcing costs (Subcontractors + Outsourced Work)	511	539	559	14.0%	14.8%	15.0%
Cost of hardware and software sold	71	90	99	1.9%	2.5%	2.7%
Travel and conveyance	40	39	39	1.1%	1.1%	1.0%
Software subscription fee	39	38	44	1.1%	1.0%	1.2%
Facility cost	37	37	37	1.0%	1.0%	1.0%
Recruitment, training and development	13	13	13	0.4%	0.4%	0.3%
Legal and professional charges	21	23	23	0.6%	0.6%	0.6%
Communication costs	19	20	17	0.5%	0.5%	0.5%
CSR expense	8	8	9	0.2%	0.2%	0.2%
Doubtful debts	4	(5)	(8)	0.1%	(0.1%)	(0.2%)
Other expenses	40	44	38	1.1%	1.2%	1.0%
Depreciation & Amortization	118	109	106	3.2%	3.0%	2.8%
Total Costs	**3,007**	**3,034**	**3,047**	**82.5%**	**83.1%**	**81.8%**
EBIT	**637**	**616**	**677**	**17.5%***	**16.9%***	**18.2%***

* EBIT Margin includes impact of restructuring cost of 84 bps in Q2 FY27, 62 bps in Q1 FY27 and 55 bps in Q2 FY26

Note: Facility cost includes Repairs and Maintenance, Power and Fuel, and Rent

Copyright © 2026 HCLTech | Confidential

HCLTech

Consolidated Balance Sheet (₹ and $)

Particulars	In ₹ Crores		In $M	
	As on 31-Mar-26	As on 30-Sep-26	As on 31-Mar-26	As on 30-Sep-26
Assets				
Cash and Cash Equivalents	8,265	10,046	872	1,048
Accounts Receivables, net	23,585	22,799	2,487	2,379
Unbilled Receivables	7,956	9,420	839	983
Treasury Investments	23,136	13,942	2,440	1,455
Other Current Assets	7,600	14,376	802	1,501
Total Current Assets	**70,542**	**70,583**	**7,440**	**7,366**
Property and Equipment, net	4,717	4,975	497	519
Right-of-use assets	3,592	3,560	379	371
Intangible Assets, net	29,130	31,945	3,072	3,334
Treasury Investments	2,046	1,469	215	153
Deferred Tax Assets	1,146	1,147	121	120
Investments accounted for using the equity method	-	1,389	-	145
Other Investments	130	131	14	14
Other Assets	4,955	5,223	523	545
Total Assets	**116,258**	**120,422**	**12,261**	**12,567**
Liabilities & Stockholders Equity				
Other Current Liabilities	29,828	32,713	3,145	3,414
Borrowings	159	954	17	100
Lease Liabilities	5,056	5,059	533	528
Other Non-Current Liabilities	6,018	5,570	635	581
Total Liabilities	**41,061**	**44,296**	**4,330**	**4,623**
Non-Controlling Interests	32	34	3	3
Total Stockholders Equity	75,165	76,092	7,928	7,941
Total Equity	**75,197**	**76,126**	**7,931**	**7,944**
Total Liabilities and Equity	**116,258**	**120,422**	**12,261**	**12,567**

Copyright © 2026 HCLTech | Confidential
HCLTech

Consolidated Cash Flow Summary & Cash Position

Particulars	In ₹ Crores		In $M	
	Year Ended March 2026	Quarter Ended September 2026	Year Ended March 2026	Quarter Ended September 2026
Profit Before Tax	**22,102**	**6,467**	**2,492**	**677**
Adjustments for:				
Depreciation & Amortization	4,355	1,012	491	106
Others	(884)	(77)	(101)	(7)
Changes in Assets and Liabilities, net:				
Accounts Receivable and Unbilled Receivable	(2,248)	942	(253)	99
Other Assets and Liabilities	726	(1,643)	82	(174)
Income Taxes paid (Net of refunds)	(4,076)	(1,943)	(459)	(203)
Net Operating Cash Flow	**19,975**	**4,758**	**2,252**	**498**
Purchase of PP&E and Intangibles	(1,422)	(630)	(160)	(66)
Free Cash Flow	**18,553**	**4,128**	**2,092**	**432**
Payments for Acquisitions	(160)	(3,742)	(17)	(392)
Dividend paid	**(14,618)**	**(3,245)**	**(1,648)**	**(337)**
Gross Cash & Net Cash				
Cash & Cash Equivalents	8,265	10,046	872	1,048
Fixed Deposits	18,222	12,464	1,921	1,300
Investment Securities	6,960	2,947	734	308
Gross Cash	**33,447**	**25,457**	**3,527**	**2,656**
Less: Borrowings	159	954	17	100
Net Cash	**33,288**	**24,503**	**3,510**	**2,556**

Copyright © 2026 HCLTech | Confidential
HCLTech

About HCLTech

HCLTech is a global technology company, home to more than 230,000 people across 60+ countries, delivering industry-leading capabilities centered around AI, digital, engineering, cloud and software, powered by a broad portfolio of technology services and products. We work with clients across all major verticals, providing industry solutions for Financial Services, Manufacturing, Life Sciences and Healthcare, Technology & Services, Semiconductor, Telecom and Media, Retail and CPG, Mobility and Public Services. Consolidated revenues as of 12 months ending September 2026 totaled $14.8 billion. To learn how we can supercharge progress for you, visit hcltech.com.

Contact Details

Investor Relations

Nitin Mohta
nitin.mohta@hcltech.com
+91-120-6126000

Corporate Communications

Ashutosh Sharma
ashutosh.sharma@hcltech.com
+91-120-6126000

Copyright © 2026 HCLTech | Confidential