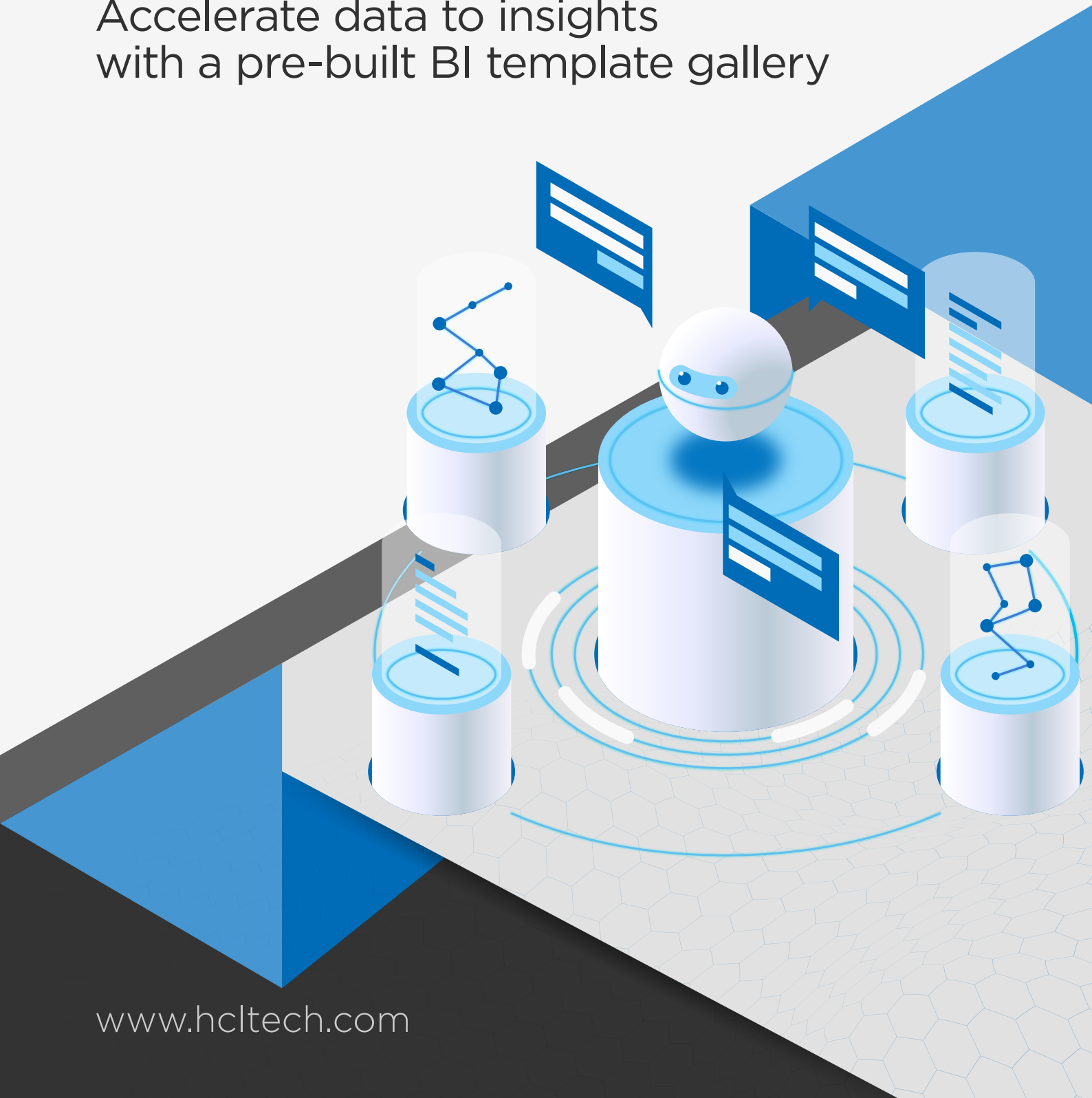


BI Cockpit

Accelerate data to insights
with a pre-built BI template gallery



Toward BI excellence

Data is increasingly driving business decisions across most enterprises in nearly every industry today. BI remains a promising tool to expedite data's value for these enterprises and is leveraged by industry leaders to make visual sense of their data. This is because BI is a flexible platform that can adapt to the needs of various stakeholders, data formats and sources, and cross-industry use cases. However, this flexibility requires that each BI dashboard, report, or app takes intensive design-thinking, user empathy, and domain expertise to return more to the bottom line than it costs.



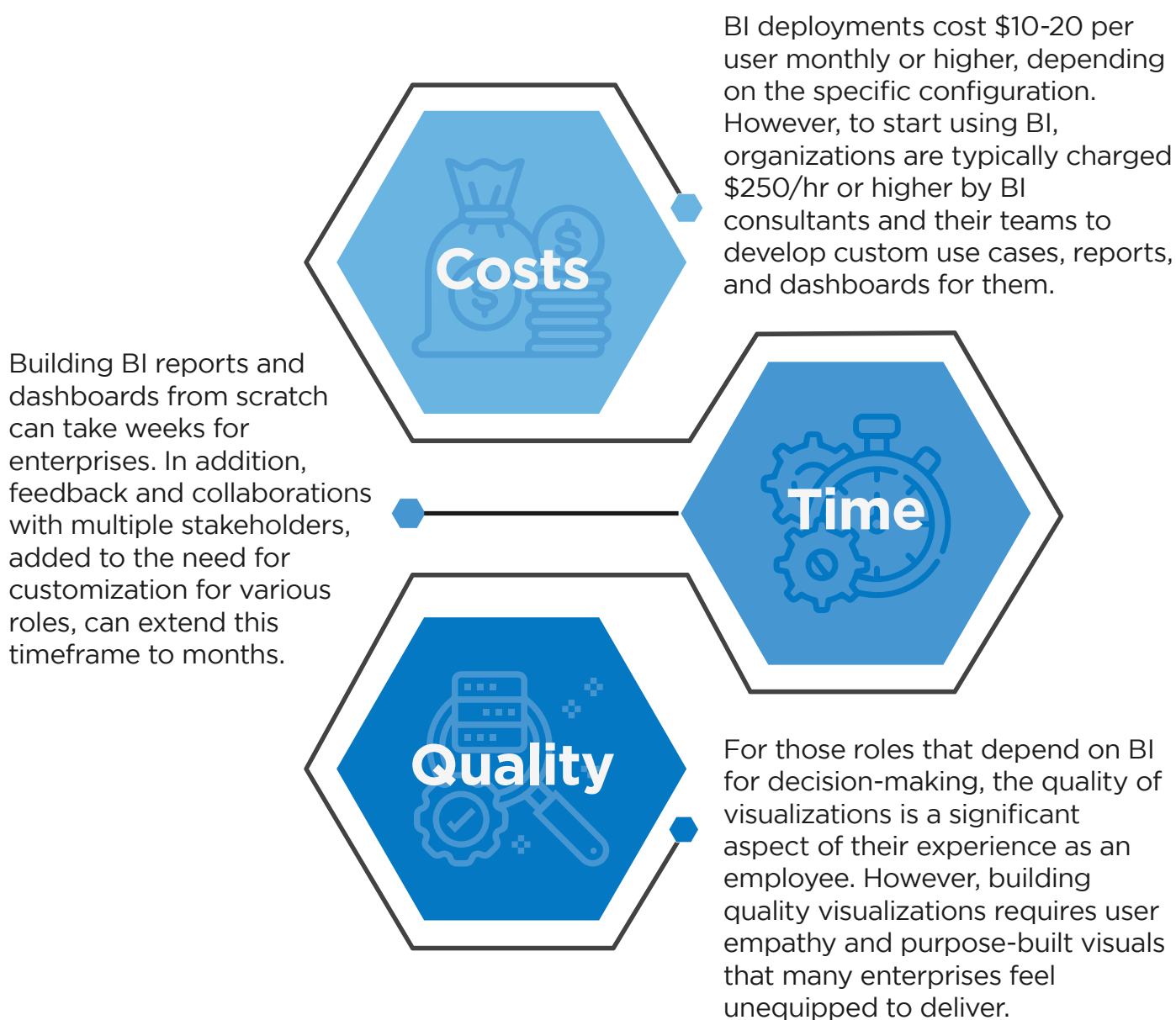
In today's business ecosystem, speed, agility, and operational excellence are turning into synonyms of success. That's why enterprises must move from data to insights faster and cheaper. BI Cockpit is a solution that helps you do precisely that.

Introducing BI Cockpit

BI Cockpit is a wireframing and template automation solution for your BI deployment. It brings a gallery of pre-built templates, themes, and custom visualizations to your end-users to fast-track your journey from data to actionable insights.

Eliminating the barriers to your BI transformation

When it comes to business intelligence, how the data is presented to stakeholders can significantly affect its impact on the value that it adds to a process or a decision. As a result, enterprises usually deploy solutions like BI to aid decision-making across various tiers of business operations. Here are some of the key challenges that they face in this process:



BI Cockpit eliminates these barriers by providing enterprises with a gallery of BI templates that can help them quickly uplift their employee experience at a rapid pace.

Accelerate data to insights with BI Cockpit

Through our experience with numerous clients across multiple industries and business scenarios, we have built an extensive gallery of ready-to-deploy templates for BI. Here are five key offerings of our BI Cockpit solution:



Industry-standard layouts

Our BI gallery consists of standard dashboard layouts and theme-based reports leveraged by industry leaders to measure and track their processes.



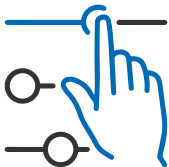
Updatable galleries

Our BI Cockpit galleries can be updated, and other teams can contribute to the collection or enhance existing templates.



Layout recommendations

BI cockpit recommends the best layouts and templates for visualizing your data depending on your industry and use case.



Customizable templates

Change the colors of pre-defined templates to build categories and customize your dashboards to your preferences.



Adopt existing reports

Use our existing reports to streamline and elevate your review and reporting process.



Automate wireframing

Connect your data sources and automate wireframing and templating of your BI dashboards and apps to drive processes with data.

BI Cockpit also enables enterprises to preview their data with our pre-built templates. In addition, our templates can be aligned to your brand guidelines to help you deliver a consistent employee experience across the organization.

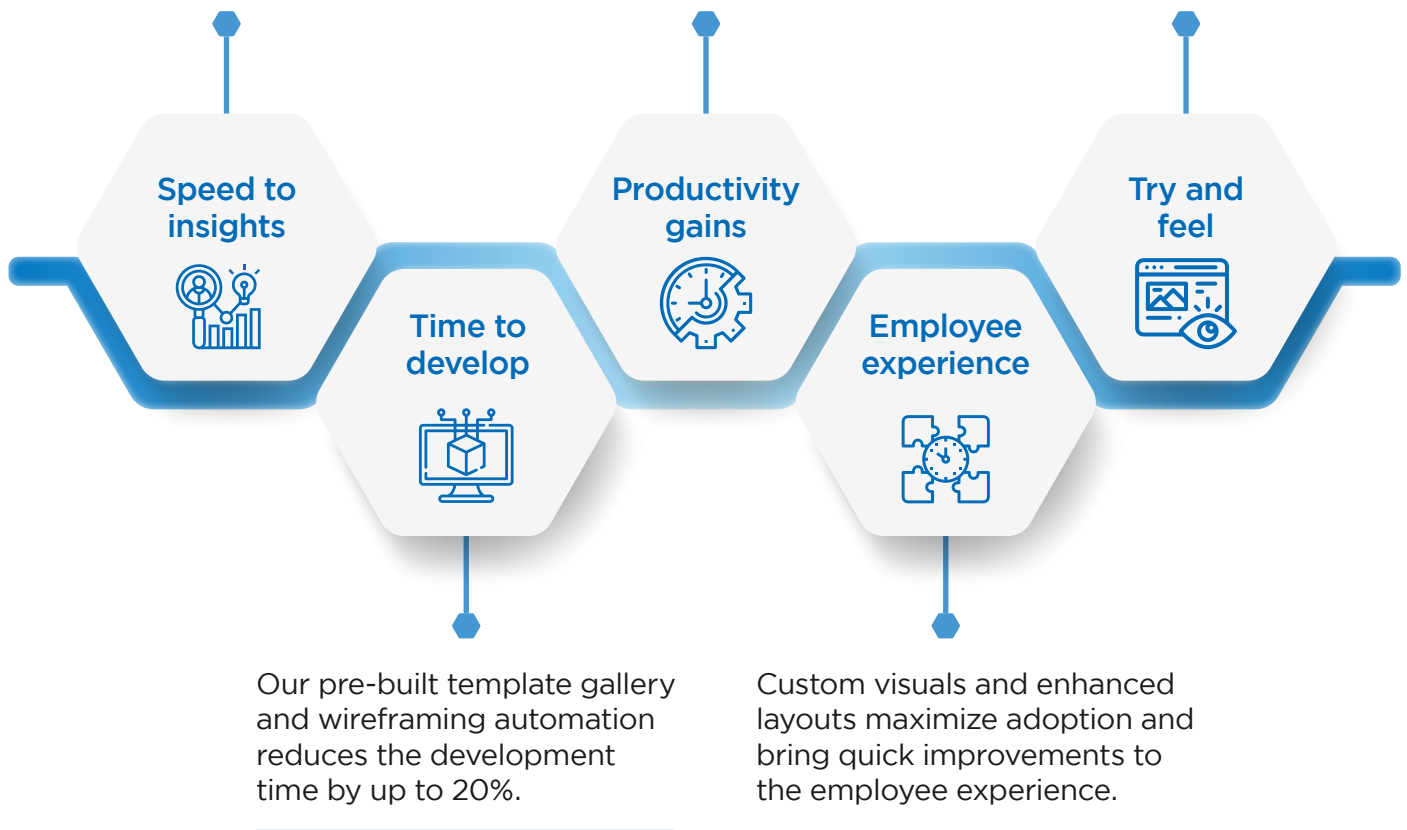
Business benefits of BI Cockpit

BI Cockpit users have gained the following benefits in their BI transformation journey:

BI Cockpit accelerates report creation and speeds implementation of dashboard layouts.

Purpose-built data visualization techniques and layouts bring significant productivity boost to your users.

Your users preview the layouts and get a feel of where the development is headed before it begins.



Moving ahead by adopting BI Cockpit >>

Adopting BI is a key step in your journey to becoming a data-driven organization. However, starting BI development from scratch can progressively erode the value of such a powerful dashboarding solution in the long run. Go further with your enterprise data by eliminating the barriers from your BI journey with BI Cockpit.



HCL Technologies (HCL) empowers global enterprises with technology for the next decade today. HCL's Mode 1-2-3 strategy, through its deep-domain industry expertise, customer-centricity and entrepreneurial culture of ideapreneurship™ enables businesses to transform into next-gen enterprises.

HCL offers its services and products through three lines of business - IT and Business Services (ITBS), Engineering and R&D Services (ERS), and Products & Platforms (P&P). ITBS enables global enterprises to transform their businesses through offerings in areas of Applications, Infrastructure, Digital Process Operations, and next generation digital transformation solutions. ERS offers engineering services and solutions in all aspects of product development and platform engineering while under P&P. HCL provides modernized software products to global clients for their technology and industry specific requirements. Through its cutting-edge co-innovation labs, global delivery capabilities, and broad global network, HCL delivers holistic services in various industry verticals, categorized under Financial Services, Manufacturing, Technology & Services, Telecom & Media, Retail & CPG, Life Sciences, and Healthcare and Public Services.

As a leading global technology company, HCL takes pride in its diversity, social responsibility, sustainability, and education initiatives. As of 12 months ending on March 31, 2022, HCL has a consolidated revenue of US \$ 11.48 billion and its 209,000 ideapreneurs operate out of 52 countries. For more information, visit www.hcltech.com



www.hcltech.com