

HCL

Intelligent campus network powered by **AI driven** analytics

Leveraging existing Wi-Fi to ensure
a safer back-to-work environment



www.hcltech.com



Unprecedented times call for unprecedented actions, and these have been taken by countries and enterprises on a global level. These extensive tactical measures taken by enterprises worldwide have enabled the successful continuation of operations, but they are unlikely to be sustainable in the medium term.

As the governments take progressive measures to release the lockdown restrictions, enterprises will have to decide for themselves when and how to adjust their operations. The priority should be to define a sustainable adaptable model for an extended phase that would focus on preserving the health and well-being of their employees and assets, probably lasting many months. While enterprises begin to emerge from this initial phase & contemplate all the ways that Covid-19 could change the workplace campus, leaders should begin focusing on the next set of workforce challenges as they plan for recovery.

As we enter this new normal, each enterprise needs to plan for its specific circumstances. These would include maintaining social distancing at the workplace, mitigating health hazards, community spreads, and using analytics driven platforms for proactive threat management.

The intended purpose of this POV is to address the challenges being faced by enterprises in the current scenario and help them plan the future through a sustainable roadmap that minimizes business disruption.

Key enterprise challenges



Ensure safety & wellbeing

Enable campus safety to boost employee confidence. Re-think incremental innovation to rewire the employee experience



The new social contract

Making sure employees adhere to the physical distancing guidelines specified by government authorities (2 meters/6 feet)



Reduce community spreads

Trace contacts & indentify workers who have been exposed and proactively alert others to break the chain




New contact vigilance

Track and monitor visitors, third-party suppliers and contractors while maintaining data & personal privacy



Identify hotspots

Identify containment zones, risk areas and COVID hotspots and ensure business continuity



Manage costs


Reduce surgical cleaning interruptions and costs in the campus

How HCL can help

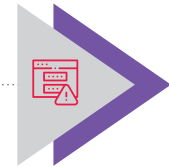
At HCL Networks Practice, it is our responsibility to make sure that we constantly help our customers overcome the challenges posed irrespective of their magnitude. We are compassionately helping organizations establish a safe 'back to normal plan' through incremental innovations in the enterprise campus network. In these times of crisis, we are helping organizations through innovation in the campus network; allowing enterprises to -



Ensure business continuity, helping the enterprise to respond to the global pandemic through real-time detection of people, assets & devices.



Provide a rich analytics platform that sets the foundation to proactively address safety issues at hand through Machine Learning enabled platform that tracks trends, mobility & user behavior.



Enable automated alerting on anomalies, helping them prosper and thrive prepare in the new normal.

Intello-Fi overview

“HCL - Intello-Fi” is a rapidly deployable intelligent campus solution that helps organizations ensure safety and well-being of employees as well as assets by proactively addressing and reporting employee health concerns. Through real-time location & analytics services enabled on existing wireless ecosystem of the enterprise, it can help enterprises trace infected contacts and ensure physical distancing. With accurate workspace metrics, it helps in hotspot identification and workspace density management.

HCL Intello-Fi Wi-Fi for the intelligent campus

Intelligent proximity

Protecting people & assets through Wi-Fi (live location tracking use cases)



Intelligent spaces

Efficiency through Wi-Fi analytics (campus redesign & re-engineering use cases)




Intelligent engage

Intelligent metrics & influence to deliver ROI (customer analytics & engagement use cases)



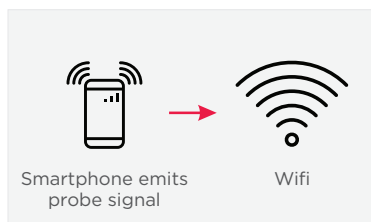
Intelligent assess

Campus network readiness assessment & calibration services




Using Wi-Fi to reduce employee health risks

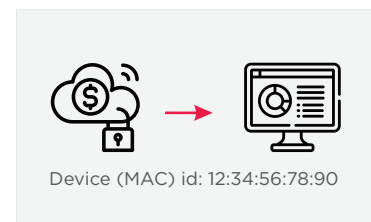
Wi-Fi is already installed and in daily use in corporate facilities & enterprise campuses. Providing an AI based analytics platform over the existing Wi-Fi ecosystem of the enterprise would help to identify devices that have been in contact with the “device of interest” and for how long (dwell time). The information can then be used to identify persons of interest (i.e., the ones infected), the people they contacted and the length in time of contact. This allows people infected to send alerts to others who may have been exposed to the same virus due to proximity and may have spread the virus. Health care providers can use this information to accelerate the response rate to avoid the spread of the virus. The benefit of Wi-Fi is that it is ubiquitous and unlike beacons, no app download is needed on the user’s smartphone.



Locating users/devices



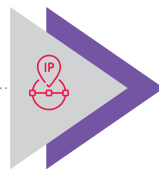
Detecting users/devices



User & devices data analysis



Using the signal from a Wi-Fi enabled device is ideal for the understanding of dwell times (time spent in the same position) and the location of people’s devices visiting an area.

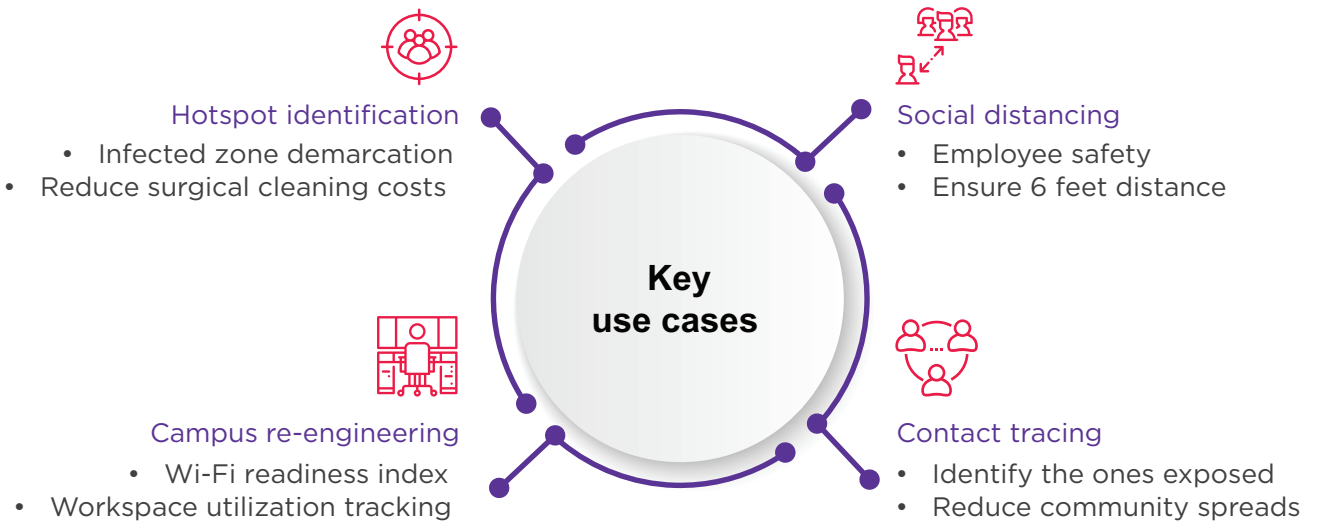


Each device has a unique address (MAC). Therefore, dwell time and repeat visits to a location can be calculated. As the MAC address is unique the same address can be tracked from sensor to sensor, giving a pathway within a building.



The same address can be tracked from location to location to identify area transition.

With Intello-Fi, enterprises can prevent new exposure by identifying and alerting those who have been exposed; thus helping employees to proactively respond to health issues. Through seamless real time location and coordinate analysis, it can monitor employee or visitor ingress, egress activity; also allowing for geofencing of hazardous areas. Business interruptions and surgical cleaning costs can also be controlled by identifying only the infected zones across the entire corporate facility.



Key talking points

The solution offers significant advantages over alternative solutions which are based on smart devices, cell tracking frameworks where additional apparatus is required to be installed. Intello-Fi uses the existing wireless network in a facility and can accurately identify location and dwell times, in addition to an infected person's contact with other people. It can help enterprises rapidly contain an outbreak on a corporate campus or facility by tracking only the MAC addresses and locations of employees and visitors.



Secure

Ensure data security & integrity with no data access except device MAC id. Both HIPAA & GDPR compliant.



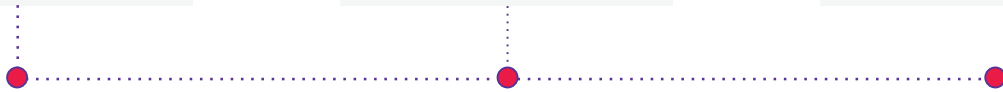
Cost effective

Leverage existing Wi-Fi investments through off the shelf integrations.



Ready

No app required - cloud based platform that can be deployed & scaled rapidly.



For more information, please write to us at
inframarketing@hcl.com

HCL



www.hcltech.com

HCL Technologies (HCL) empowers global enterprises with technology for the next decade today. HCL's Mode 1-2-3 strategy, through its deep-domain industry expertise, customer-centricity and entrepreneurial culture of ideapreneurship™ enables businesses to transform into next-gen enterprises.

HCL offers its services and products through three lines of business - IT and Business Services (ITBS), Engineering and R&D Services (ERS), and Products & Platforms (P&P). ITBS enables global enterprises to transform their businesses through offerings in areas of Applications, Infrastructure, Digital Process Operations, and next generation digital transformation solutions. ERS offers engineering services and solutions in all aspects of product development and platform engineering while under P&P. HCL provides modernized software products to global clients for their technology and industry specific requirements. Through its cutting-edge co-innovation labs, global delivery capabilities, and broad global network, HCL delivers holistic services in various industry verticals, categorized under Financial Services, Manufacturing, Technology & Services, Telecom & Media, Retail & CPG, Life Sciences, and Healthcare and Public Services.

As a leading global technology company, HCL takes pride in its diversity, social responsibility, sustainability, and education initiatives. As of 12 months ending on June 30, 2020, HCL has a consolidated revenue of US\$ 9.9 billion and its 150,000 ideapreneurs operate out of 49 countries. For more information, visit www.hcltech.com